

Introducing HERO to Parents



Highfield School

Logging in for the first time

To set your password and log into Hero for the first time:

1. Download the **Hero by LINC-ED** app from the app store

Note: use the keywords **Hero LINC-ED** when searching for the app

Alternatively, open your browser and enter go.linc-ed.com

Please note - If you have children at a different school, as long as your contact record with your email is linked to your child at both schools, you will be able to see all of your children under one login.

If you are a teacher at another school, you will need to log out of your staff account and login using a parent account as these are kept under separate email addresses.



Hero by LINC-ED
Making Education Heroic

★★★★★ 1



Click New User



Email



Password



SIGN IN


[FORGOT PASSWORD](#)

[NEW USER](#)

This is a public device

Request Password Link

Enter the email address you have provided the school and click REQUEST PASSWORD LINK



Welcome to Hero

Hero accounts are managed by each school. Once your school has created your account, you can complete your set up by adding your email address below.

If you do not receive an email, please ask your school to check their records.

Email
myheroparent@gmail.com

[REQUEST PASSWORD LINK](#)

[BACK](#)

If your email address is not accepted, please contact office@highfield.school.nz

Confirming Password

You will receive a message confirming a password email has been sent.



Welcome to Hero

Hero accounts are managed by each school. Once your school has created your account, you can complete your set up by adding your email address below.

If you do not receive an email, please ask your school to check their records.



Please check your email to verify your request. Depending on your email provider it may take up to 15 minutes to arrive.

[BACK](#)

Check your email inbox

Open your email inbox and click on the Hero Password Reset email.

☆ LINC-ED

Hero Password Reset Request - Password Reset Request .

If you do not receive a Hero Password Reset email, check your spam folder.

Reset my Password



Password Reset Request

Jul 12 at 11:00am

Hi .

We have received a request to reset your password.

To do this please click on the button below.

If you did not request a password reset please ignore this email.

Note: For security reasons, the link to reset your password can only be used once and is only valid for an hour.

[RESET MY PASSWORD](#)

Enter New Password

Enter a secure password (8 or more characters), verify this password then click SET PASSWORD.



Reset Password

Set your Hero Account password.

New Password

••••••••



Verify New Password

••••••••



SET PASSWORD

BACK

Sign In

You will receive a confirmation message. Click SIGN IN



Reset Password

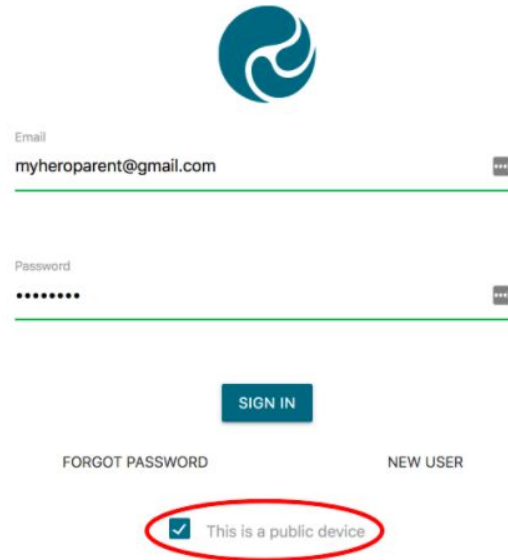
✓ Success! Sign in below with your new password.

SIGN IN

BACK

Set your new password and sign in

Enter your email address and your newly set password. If you are using a public device or do not want your password auto-saved, tick **This is a public device. Sign In**



The form features a teal circular logo with a white stylized swirl at the top center. Below it are two input fields: 'Email' containing 'myheroparent@gmail.com' and 'Password' containing seven dots. A teal 'SIGN IN' button is positioned below the password field. At the bottom, there are links for 'FORGOT PASSWORD' and 'NEW USER', and a checkbox labeled 'This is a public device' which is checked and circled in red.

Email
myheroparent@gmail.com

Password

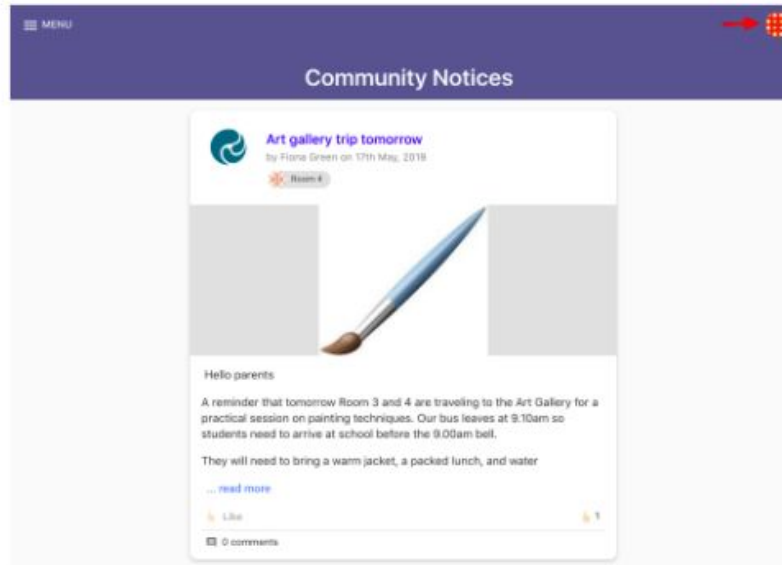
[SIGN IN](#)

[FORGOT PASSWORD](#) [NEW USER](#)

This is a public device

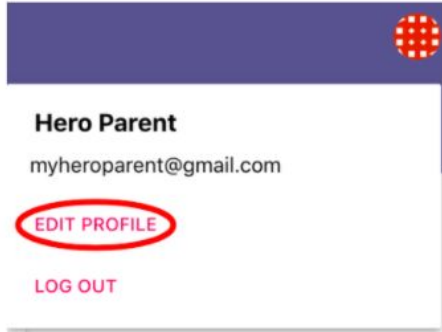
4. Editing your User Profile

Click on the kaleidoscope image at the top right-hand side of your screen

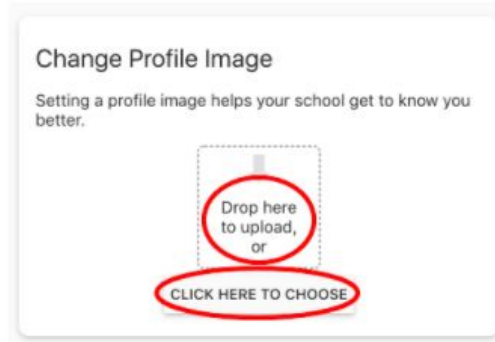


Editing your Profile

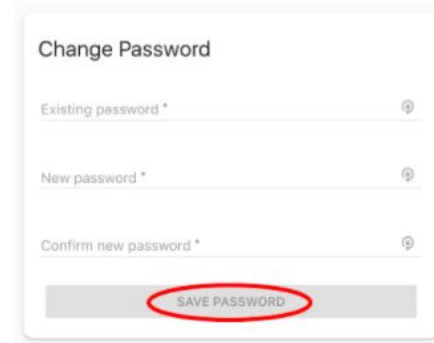
Click edit profile



You can also add or change a profile picture



Here you can change your password



A 'Change Password' form with three input fields: 'Existing password *', 'New password *', and 'Confirm new password *'. Each field has a small eye icon to its right. At the bottom of the form is a grey button labeled 'SAVE PASSWORD' (circled in red).